

vibrator resistant and non corrosive

Sleeve "L 15 cm" : Fixation of slab stopend bars, trestles and angles, supports for climbing formwork, handrail holders

Diagrams:
please see
next page

Benefits : borehole \varnothing 9 mm for tying to reinforcement

rolled thread, formed precisely

- for optimal load transmission -

fitting tube 40 mm threadless

for inscrewing thread-rod simply


Cone Plug - reusable -

made of shock resistant plastic

4 markings in 90°-angularity for accurate positioning delivered with

Double-Head Nail for easy pulling out

- saves formwork panel and Cone Plug



Art. -No. Unit Kg

Formwork Sleeve Alu DW15 / L 15 cm

load: max F_h 20 kN/B25/ 8 N/mm²; max F_h 39 kN/B25/30 N/mm²

borehole 9 mm for fixation on reinforcements or for a pin

401515 2,600

Thread Sleeves also available on request in A4 / mat. No. 1.4571 (non-corrosive steel).
Sleeves with thread DW20 you find in our product program "Formwork Sleeves DW20"

Assembly Parts



Cone Plug \varnothing 42 mm, for requested concrete cover 12 mm supplied with double-head nail 75 mm for careful stripping and reusing Cone Plug, 4 markings in 90° for accurate positioning

401518 1,700



Magnetic Cone 42 mm, reusable, for concrete cover 12 mm, installation into steel formwork - suitable to all of our Formwork Sleeves DW15
Magnetic Load 0,8 kN
supplied with 5 mm Allen Key for easy removing

401521 0,150



Sealing Plug PVC \varnothing 31 mm, for all Sleeves DW15

131518 0,250



Sealing Cone Plug SBK 15/10 made of casted concrete optimal solution to exposed concrete construction quick clueing with 2C-Inject-Gun (see special page)

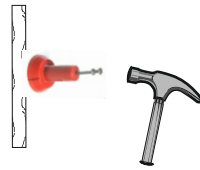
411510 3,100

PU: 100 pcs/cart.

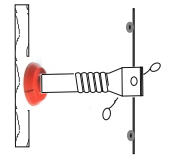
Formwork Sleeve Alu DW15 / L 15 cm load: max F_h 20 kN/B25/ 8 N/mm²; max F_h 39 kN/B25/30 N/mm²

A Installation to wall formworks

1 In measure anchor point and nail Cone Plug Art.-No. 401518 to formwork panel using provided Double Headed Nail.

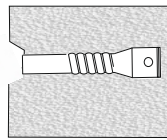
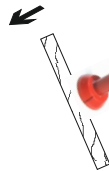


2 Stick on anchor to Cone Plug's socket. Tie it to reinforcement if required.

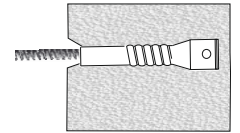


Position now is ready for concrete casting.

3 Strip formwork when required concrete property is achieved. By that Cone Plug will be pulled out of anchor.

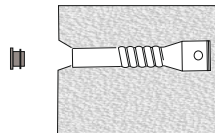


4 Thread rod now can be screwed in conveniently due to anchor's threadless fitting tube.



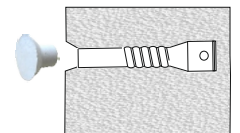
5 Sealing using Sealing Plug PVC Art.-Nr. 131518

This Plug is countersunk appr. 10 mm to surface. So the position can be finished with mortar and grinded on demand.

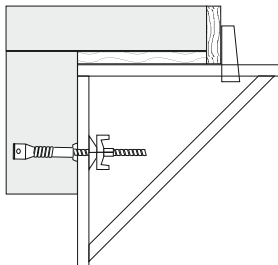


6 to exposed concrete construction :

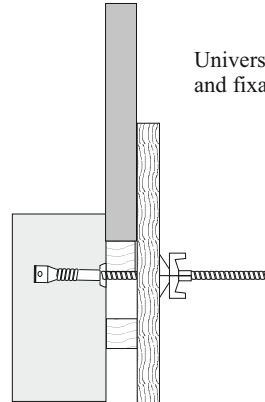
Using Concrete Cone Plug SBK 15/10 Art.-No. 411510 for sealing in perfect optics. Quick glueing with 2C-Inject-Gun, see special page.



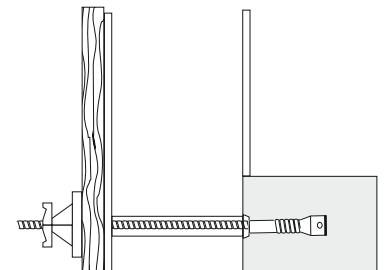
B Applications



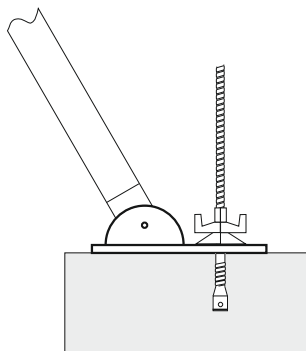
Fixation to slab stopend bars, restless bars, angels, supports etc.



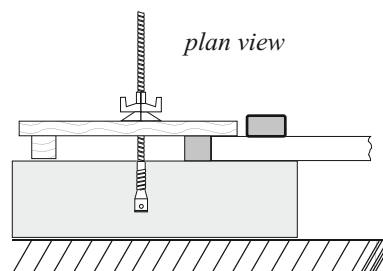
Universal supports and fixations



Anchoring at various foundation heights

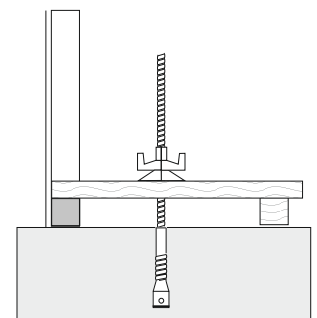


Fixation to push pull props for formwork elements up to 2,70 m



plan view

Unit connection at one sided formwork Sleeve application 2 - 3 times (depending on the height of concrete)



used as Tie Down Anchor advantageous specially to ready grinded surface